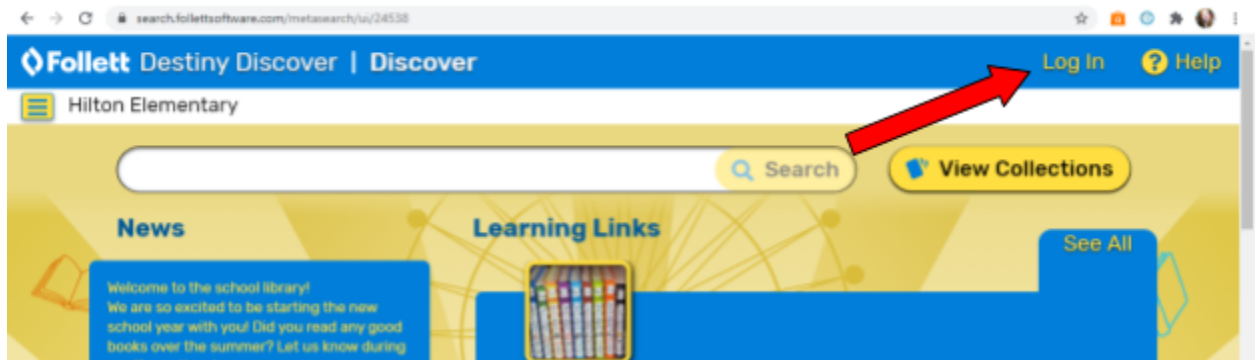


## HOW TO USE DESTINY DISCOVER

### Log In

1. Click Log In at the top right corner of the page.




2. Log in with your NNPS username and password.

Grades K-3 Username: Student ID # (Lunch number)  
Grades K-3 Password: Student ID # (Lunch number)

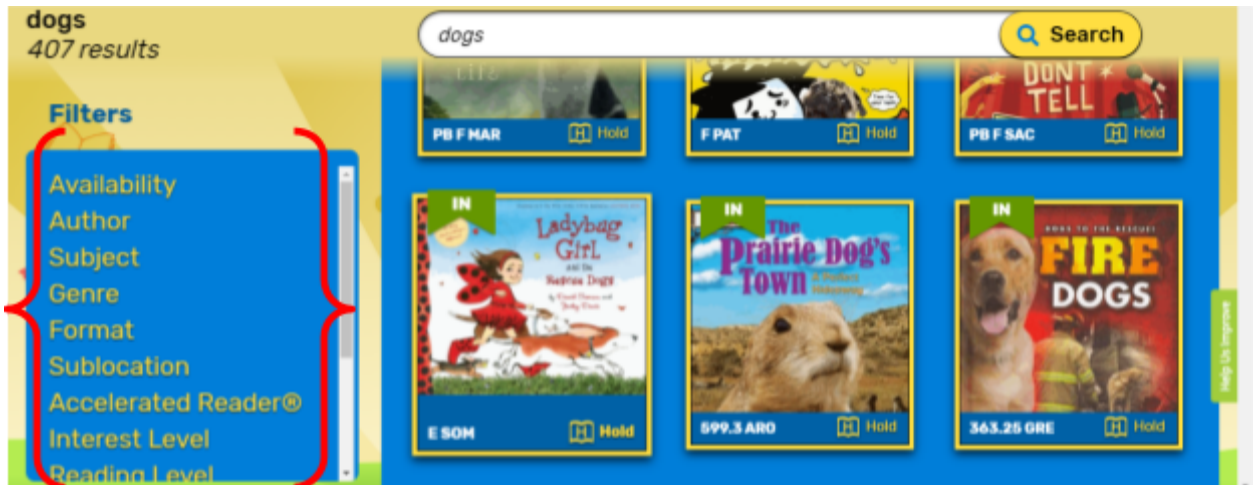
Grades 4-5 Username: firstname.lastname  
Grades 4-5 Password: Student ID # (Lunch number)

### Search

3. Type your search term in the search bar at the top of the screen. The search term can be a topic, a title, an author's name, or a series name.



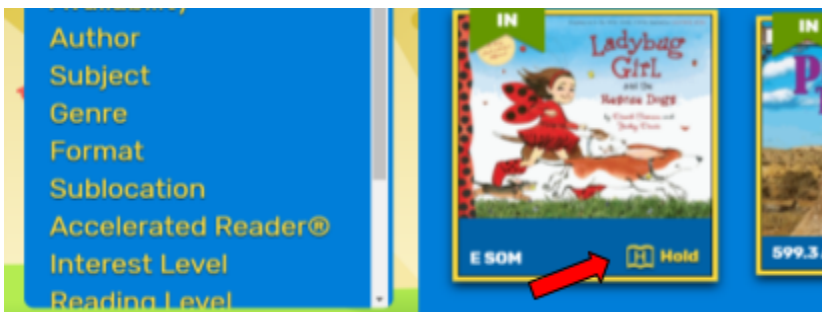
4. If you'd like to narrow your search results, you can use the filters in the left column. Notice the options: available, author, series, genre, number of pages, reading level and interest level.



5. Click on the title to find out more about the book.

### Ask to Borrow

6. If you want to borrow the book, click the "Hold" button.



7. If the book is already checked out you will be put on a waiting list. Please choose another book so you have something to read right away!

### Pick Up

8. The library staff will contact you by phone or email to let you know that your book is ready for pickup on your school's pick up day and time.
9. You may work with your librarian to pick up library materials at another NNPS school. Be aware there may be delivery delays if we need to send your book to another location.

**Return**

10. Return library materials to any school.